BEARPAW CONSULTING, LLC

CASE STUDY

CRITICAL MANUFACTURING ASSET REBUILD & OPTIMIZATION

ENTERPRISE PROFILE: LARGE-SCALE NUTRACEUTICAL MANUFACTURER

THE CHALLENGE

The organization required a comprehensive rebuild of a critical tableting press to maintain production capacity during a major facility transition. The overhaul carried strict time constraints and a fixed $50,000 budget.

THE APPROACH

- **Hybrid Project Management:** Utilized a mix of waterfall and agile methodologies, applying structured sequential planning for procurement while leveraging iterative, agile frameworks during execution and testing to quickly adapt to unforeseen technical challenges.
- **Resource & Vendor Management:** Led cross-functional technical teams while managing third-party vendors for specialized component rework.
- **Risk Mitigation:** Implemented stringent quality control and risk management protocols to mitigate supply chain delays and hardware defects.

THE RESULTS

- Delivered the fully rebuilt, calibrated, and operational press ahead of schedule despite unexpected supply disruptions. Maintained strict budget compliance by strategically salvaging unused components from existing infrastructure.

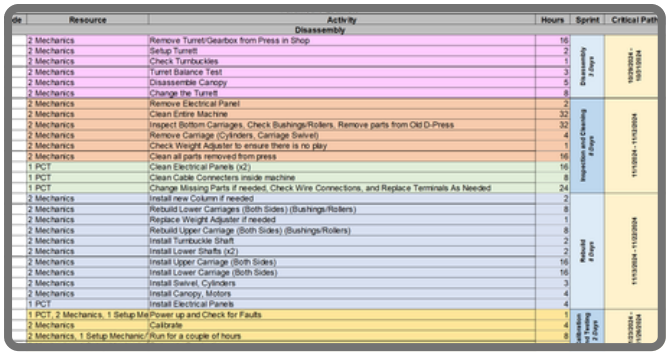
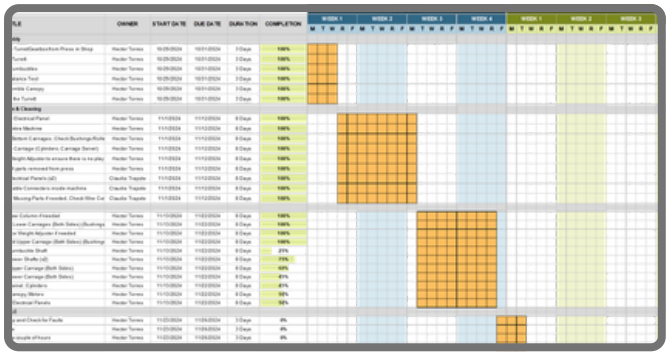
Resource	Activity	Hours	Sprint	Critical Path
	Disassembly			
2 Mechanics	Remove Turret/Gearbox from Press in Shop	16	Disassembly 3 Days	10/29/2024 - 10/31/2024
2 Mechanics	Setup Turrett	2		
2 Mechanics	Check Turnbuckles	1		
2 Mechanics	Turret Balance Test	3		
2 Mechanics	Disassemble Canopy	5		
2 Mechanics	Change the Turrett	8		
2 Mechanics	Remove Electrical Panel	2	Inspection and Cleaning 8 Days	11/1/2024 - 11/12/2024
2 Mechanics	Clean Entire Machine	32		
2 Mechanics	Inspect Bottom Carriages, Check Bushings/Rollers, Remove parts from Old D-Press	32		
2 Mechanics	Remove Carriage (Cylinders, Carriage Swivel)	4		
2 Mechanics	Check Weight Adjuster to ensure there is no play	1		
2 Mechanics	Clean all parts removed from press	16		
1 PCT	Clean Electrical Panels (x2)	16		
1 PCT	Clean Cable Connecters inside machine	8		
1 PCT	Change Missing Parts if needed, Check Wire Connections, and Replace Terminals As Needed	24		
2 Mechanics	Install new Column if needed	2	Rebuild 8 Days	11/13/2024 - 11/22/2024
2 Mechanics	Rebuild Lower Carriages (Both Sides) (Bushings/Rollers)	8		
2 Mechanics	Replace Weight Adjuster if needed	1		
2 Mechanics	Rebuild Upper Carriage (Both Sides) (Bushings/Rollers)	8		
2 Mechanics	Install Turnbuckle Shaft	2		
2 Mechanics	Install Lower Shafts (x2)	2		
2 Mechanics	Install Upper Carriage (Both Sides)	16		
2 Mechanics	Install Lower Carriage (Both Sides)	16		
2 Mechanics	Install Swivel, Cylinders	3		
2 Mechanics	Install Canopy, Motors	4		
1 PCT	Install Electrical Panels	4		
1 PCT, 2 Mechanics, 1 Setup Me	Power up and Check for Faults	1	Testing 2 Days	12/23/2024 - 12/26/2024
2 Mechanics	Calibrate	4		
2 Mechanics, 1 Setup Mechanic	Run for a couple of hours	8